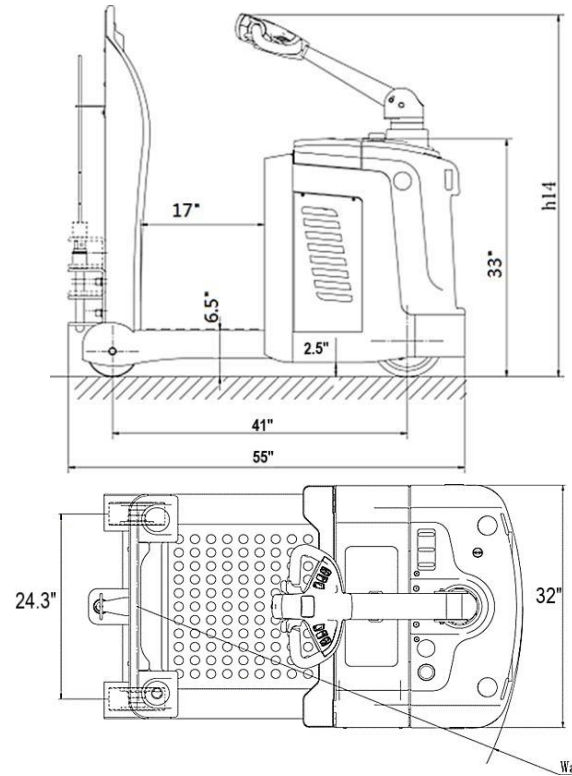


EKKO EG30 Tow Tractor



The EKKO EG30 Tow Tractor is designed for tugging and pulling applications made with quality materials, components and workmanship. Every product is robotically welded, powder coated and is reliable for loading and unloading trucks, loading docks, stock rooms, manufacturing floors and warehousing.

Made from high quality steel and components to withstand any terrain, usage, impact and directional changes for the use of any application with confidence and assurance.

- Tow Capacity 10,000 lb.
- Curtis Instrument Controller
- AC Drive 1.3
- Standing Drive
- Polyurethane Wheels
- EPS (Electronic Power Steering)
- Ergonomic Handle and Controls
- Steel Construction
- Robotic Welding
- 24V/210Ah
- 3 Year Limited Warranty

Model		EG30
Power unit		Electric
Operation		Standing
Tow Weight	(lb.)	10,000
Overall length	(in)	55
Overall width	(in)	32
Overall, Height	(in)	53
Turning radius	(in)	49
Max gradient performance laden/unladen	(%)	3/15
AC Drive motor	(W)	1300W
Battery voltage/rated capacity	(V/Ah)	24V/210Ah
AC Drive Motor		AC Motor speed control
Noise level at operator seat	(dB(A))	68
Service weight (w/ battery)	(lb.)	1445

EKKO[®]

MATERIAL HANDLING EQUIPMENT

MOVING AHEAD

TOW TRACTOR EG30

- 10,000 lbs. Tow Capacity
- 53 in. Height
- 32 in. Width
- Curtis Instrument Controller
- EPS (Electronic Power Steering)
- Batteries and Charger Included
- 3 Year Limited Warranty



EG30

Superior quality, maneuverable, compact, and durable for all your material handling applications. Ideal for small aisles and areas.

TOW CAPACITY: 10,000 lbs.

HEIGHT: 53"

OVERALL LENGTH: 55"

TURNING RADIUS: 49"

INTEGRAL BATTERY / CHARGER: 24V 210AH, 24-volt deep cycle maintenance-free batteries with external direct connect 110A 110VAC plug-in automatic 24V/30A charger (both Included)

SPEED TRAVEL: 5 mph empty ; 4.3 mph loaded

DRIVE WHEELS: 9.2" x 3" polyurethane

LOAD WHEELS: (2) 4" x 3" polyurethane

DRIVE MOTOR: 24V 1300Watt AC drive motor for efficiency and high torque.

STEERING MOTOR: EPS (Electric Power-Steering) 200Watt Motor

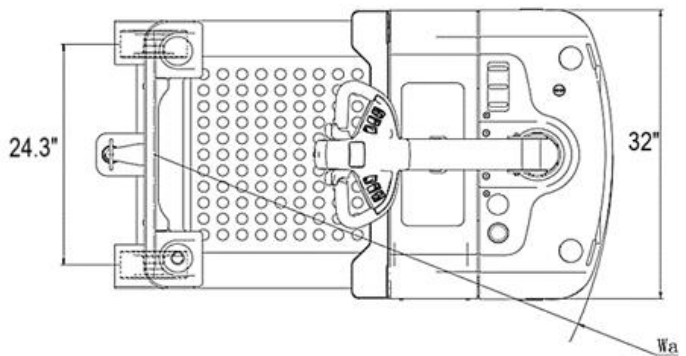
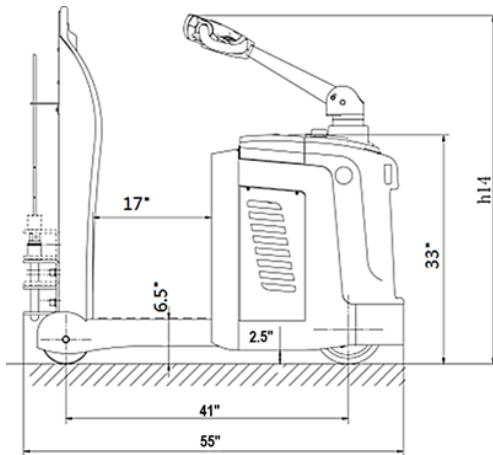
AC CONTROLLER: 24V CURTIS Instrument provides performance through entire range of speed; Constant travel speed regardless of load; Battery discharge indicator combination gauge.

BRAKES: Electro-magnetic braking for secure stopping power; Electronic neutral braking for accurate control.

OPERATOR CONTROLS: Throttle, lifting, lowering, turtle mode and horn functions are located in the ergonomic handle; Offset steering handle to provide better visibility; Belly button reverse safety feature allows the unit to stop and reverse to avoid collision or injury.

CHASSIS: Robotic Welding; Heavy duty steel, High Padded Backrest for ergonomics





MODEL #	LENGTH	TOW CAPACITY	WIDTH	SERVICE WEIGHT
EG30	55"	10,000lbs	32"	1445lbs