
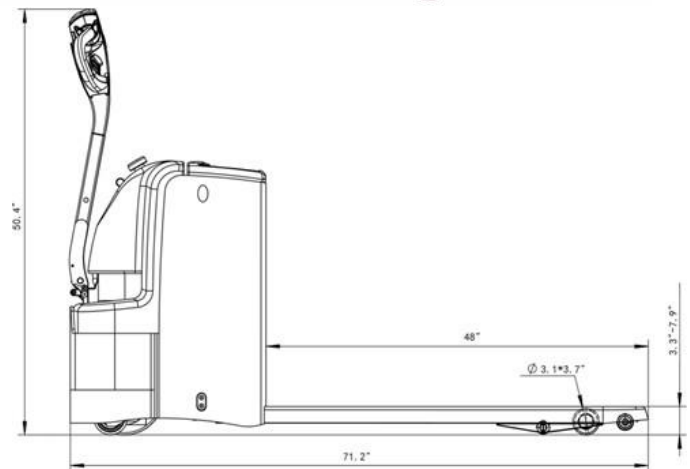


EKKO EP18LI LITHIUM-IRON Walkie Pallet Jack

The EKKO EP18LI Lithium Iron Phosphate Electric Walkie Pallet Jack is designed with the versatility of a pallet jack with full power lifting and driving capabilities. It is ideal for loading and unloading trucks, loading docks, stock rooms, manufacturing floors and warehousing.

Made from high quality steel and components with durable quality drives to withstand any terrain, usage, impact and directional changes for the use of any application with confidence and assurance.

- Load Capacity 4000 lb.
- Fork Size 27x48
- Raised Height 7.7"
- Lowered Height 3.3"
- Polyurethane Wheels
- Ergonomic Handle and Controls
- Steel Construction
- Robotic Welding
- Built-in Charger
- 3 Year Limited Warranty



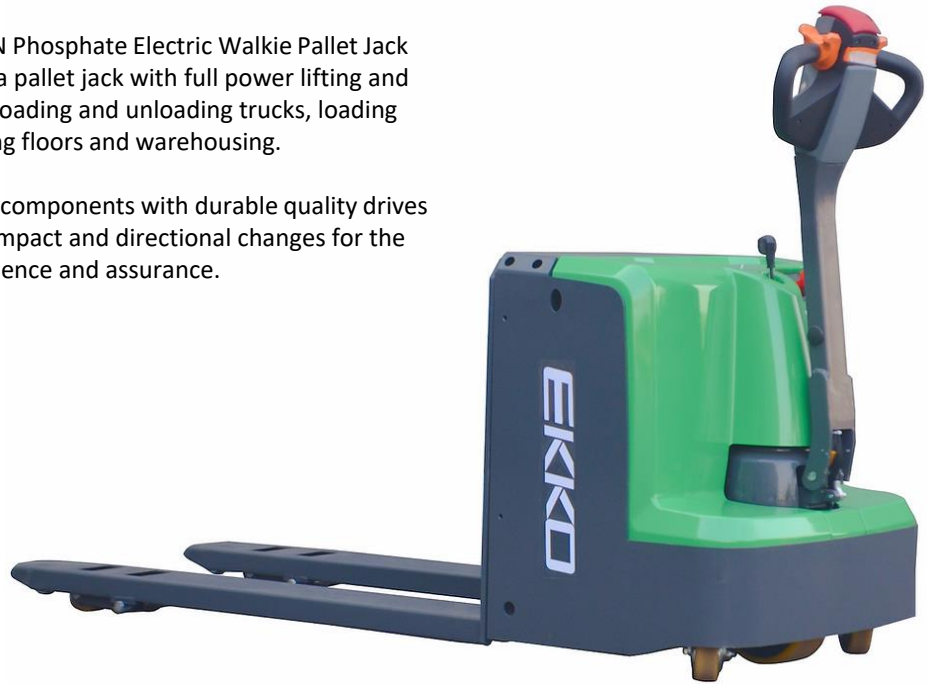
Model		EP18LI
Lift		Electric
Drive		Electric
Load capacity	(lb.)	4000
Load center	(in)	24
Wheelbase	(in)	53
Lowered fork height	(in)	3.3
Lifting height	(in)	7.7
Overall length	(in)	67.2
Overall width	(in)	27.5
Fork size	s/e/l (in)	2/6/48
Outside distance of fork	(in)	27
Turning radius	(in)	55
Lifting speed, laden/unladen	(in/s)	0.8/1.1
Lowering speed, laden/unladen	(in/s)	1.5/1.5
Max gradient performance laden/unladen	(%)	8/15
Brake type		electromagnetic
Drive motor	(W)	750W
Lift motor	(W)	80WLITHIUM
Lithium-Iron Battery voltage/rated capacity	(V/Ah)	24V/40Ah Li
DC Drive Motor		DC Motor speed control
Noise level at operator seat	(dB(A))	68
Service weight (with battery)	(lb.)	650

EKKO EP20LI LITHIUM-IRON Walkie Pallet Jack

The EKKO EP20LI LITHIUM-IRON Phosphate Electric Walkie Pallet Jack is designed with the versatility of a pallet jack with full power lifting and driving capabilities. It is ideal for loading and unloading trucks, loading docks, stock rooms, manufacturing floors and warehousing.

Made from high quality steel and components with durable quality drives to withstand any terrain, usage, impact and directional changes for the use of any application with confidence and assurance.

- Load Capacity 4400 lb.
- Fork Size 27x48
- Raised Height 7.7"
- Lowered Height 3.3"
- Polyurethane Wheels
- Ergonomic Handle and Controls
- Steel Construction
- Robotic Welding
- Built-in Charger
- 3 Year Limited Warranty



Model		EP20LI
Lift		Electric
Drive		Electric
Load capacity	(lb.)	4400
Load center	(in)	24
Wheelbase	(in)	53
Lowered fork height	(in)	3.3
Lifting height	(in)	7.7
Overall length	(in)	67.2
Overall width	(in)	27.5
Fork size	s/e/l (in)	2/6/48
Outside distance of fork	(in)	27
Turning radius	(in)	55
Lifting speed, laden/unladen	(in/s)	0.8/1.1
Lowering speed, laden/unladen	(in/s)	1.5/1.5
Max gradient performance laden/unladen	(%)	8/15
Brake type		electromagnetic
Drive motor	(W)	750W
Lift motor	(W)	80WLITHIUM
Lithium-iron Battery voltage/rated capacity	(V/Ah)	24V/60Ah Li
DC Drive Motor		DC Motor speed control
Noise level at operator seat	(dB(A))	68
Service weigh (with battery)	(lb.)	680

