

ER15 Walkie Reach Truck

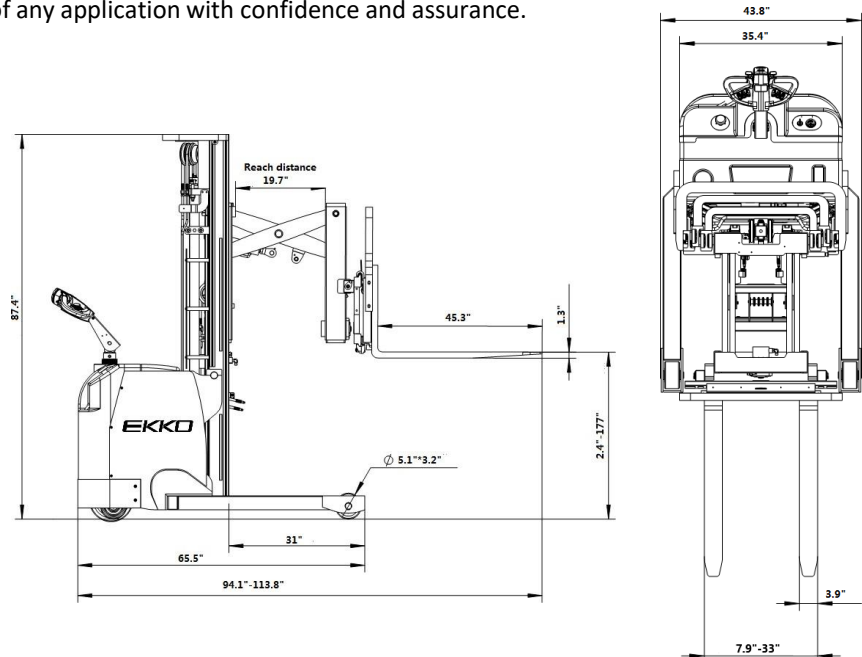


Model		ER15
Lift		Electric
Drive		Electric
Load capacity	(lb.)	3300
Load center distance	(in)	24
Lifting height	(in)	177
Side Shifting Forks		3 Way Valve
Free Lift	(in)	63
Lowered mast height	(in)	87.4
Overall length/Extended	(in)	94/113.8
Overall width	(in)	43.8
Fork size, Thick/Width/Length	(in)	1.38/3.9/45.3
Fork adjust width	(in)	7.9-33
Reach Distance	(in)	19.7
Turning radius	(in)	64
Charger	(V/A)	24V/40A
Driving Motor	(V/W)	AC 24V/3kw
EPS Steering Motor	(V/W)	24/200W
Lifting Motor	(V/W)	24V/3000W
Battery voltage	(V/Ah)	24V/350Ah
Service Weight	(lb.)	5500

The EKKO ER15 Walkie Reach Truck is designed with the combination of the versatility of a forklift, reach truck and a walkie stacker. It is ideal for loading and unloading trucks, loading docks, stock rooms, manufacturing floors and warehousing.

Made from high quality steel and components with durable quality drives to withstand any terrain, usage, impact and directional changes for the use of any application with confidence and assurance.

- Load Capacity 3300 lb.
- Side Shifting
- Raised Height 177" (14.75ft)
- Reach Distance of 19.7"
- Free Lift 63"
- Tilt 3/5 Degree
- Adjustable Forks 7.9-33"
- Fork Length 45.3"
- Curtis Instrument Controllers
- EPS (Electronic Power Steering)
- 24V AC Drive Motor
- 24V Lift Motor
- Battery 24V/350Ah
- Polyurethane Wheels
- Ergonomic Handle and Controls
- Steel Construction
- Robotic Welding
- Charger 24V/40A
- 3 Year Limited Warranty



EKKO[®]

MATERIAL HANDLING EQUIPMENT

MOVING AHEAD

WALKIE REACH TRUCK ER15 SERIES

- Load Capacity 3300 lbs.
- Lift Height 138 - 177 in.
- Side Shifting Forks
- Tilt
- EPS (Elec. Power Steer)
- Extended Reach 19.7 in.
- Free Lift 63" on ER15
- Extended Length 94 in.
- Curtis Instrument Controller
- Tilt 2/5 degree
- Mast Height 87.4-90.5 in.
- Batteries & Charger Included
- 3 Year Limited Warranty



ER15 SERIES

Superior quality, maneuverable, compact, and durable for all your material handling applications. Ideal for small aisles and areas.

WEIGHT CAPACITY: 3300 lbs. @ 24" load center

LIFT HEIGHT: 138" or 177" (11.5 ft. or 14.75 ft)

FORK LENGTH: 45.2"

MAST HEIGHT: 82" or 97.3"

TURNING RADIUS: 67"

TILT: 2/5 degree

EXTENDED REACH: 19.7"

FREE LIFTING HEIGHT: 63"

INTEGRAL BATTERY / CHARGER: 24V 270Ah, 24-volt Industrial batteries with external direct connect 110A 110VAC plug-in automatic 24V/40-50A charger (both Included)

BRAKING: Electromagnetic Brakes

SPEED TRAVEL: 3.7 mph empty; 3.5 mph loaded

LIFTING SPEED: 5.1 ips empty; 4 ips loaded

LOWERING SPEED: 4.7 ips empty; 5.3 ips loaded

DRIVE WHEELS: 8.25" x 2.5" cushion

LOAD WHEELS: (2) 8.25" x 2.5" cushion

HYDRAULICS LIFTING MOTOR: 24V 3000 Watt lifting motor with hardened chrome moly steel for durability.

DRIVE MOTOR: 24V 1500 Watt AC drive motor for efficiency and high torque.

STEERING MOTOR: EPS (Electronic Power Steering) 24V 200 Watt

AC CONTROLLER: 24V CURTIS Instrument provides performance through entire range of speed; Constant travel speed regardless of load; Battery discharge indicator combination gauge.

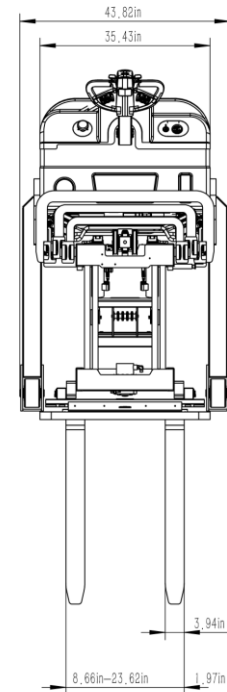
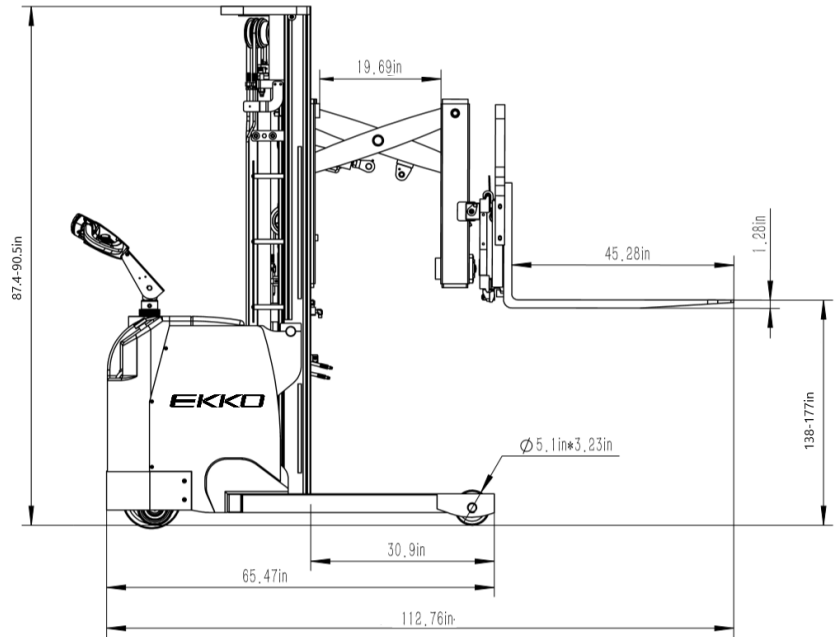
BRAKES: Electro-magnetic braking for secure stopping power; Electronic neutral braking for accurate control.

OPERATOR CONTROLS: EPS (Electric Power Steering), tilt lifting, lowering, horn functions are located in the ergonomic handle; Belly button reverse safety feature allows the unit to stop and reverse to avoid collision or injury.

CHASSIS AND MAST: Robotic Welding; Heavy duty steel chassis with I-beam mast for durability; Telescoping mast.



Walkie Reach Truck



MODEL #	MAST	LIFT HEIGHT	MAX MAST HEIGHT	EXTENDED LENGTH	SERVICE WEIGHT
ER15	87.4"	177"	215"	112.76"	5500
ER15L	90.5"	138"	174"	112.76"	4800



1761 W. Holt Ave.
 Pomona, CA 91768 USA
 T: (877) 232-6517 F: (909) 222-6861

AUTHORIZED DEALERS ONLY
www.ekkolifts.com