



ULTRATECH
INTERNATIONAL, INC

Ultra-Spill Pallet P1 Plus

Product Data Sheet

Part#	9606 - no drain. 9607 - with drain.
Dimensions In. (mm)	40 x 40 x 12 (1,016 x 1,016 x 305)
Load Capacity UDL lb.(kg)	800 (363)
Sump Capacity gal (L)	62 (235)
Weight lb. (kg)	51.0 (23.0)
Forklift Access	2-way
# per Pallet	8
Composition	Linear Low-Density Polyethylene (LLDPE)
Color	Yellow
Compliance	Spill Prevention, Control and Countermeasure Act (SPCC). 40 CFR 264.175





ULTRATECH
INTERNATIONAL, INC

Ultra-Spill Pallet P2 Plus

Product Data Sheet

Part#	9610 - no drain. 9611 - with drain.
Dimensions In. (mm)	65½ x 40 x 8¾ (1,664 x 1,016 x 222)
Load Capacity UDL lb.(kg)	4,500 (2045)
Sump Capacity gal (L)	66 (250)
Weight lb. (kg)	88.0 (40.0)
Forklift Access	2-way
# per Pallet	10
Composition	Linear Low-Density Polyethylene (LLDPE)
Color	Yellow
Compliance	Spill Prevention, Control and Countermeasure Act (SPCC). 40 CFR 264.175





ULTRATECH
INTERNATIONAL, INC

Ultra-Spill Pallet P3 Plus

Product Data Sheet

Part#	9626 - no drain. 9627 - with drain.
Dimensions In. (mm)	83 x 34½ x 8¾ (2,108 x 876 x 222)
Load Capacity UDL lb.(kg)	4,500 (2,041)
Sump Capacity gal (L)	66 (250)
Weight lb. (kg)	90.0 (41.0)
Forklift Access	2-way
# per Pallet	10
Composition	Linear Low-Density Polyethylene (LLDPE)
Color	Yellow
Compliance	Spill Prevention, Control and Countermeasure Act (SPCC). 40 CFR 264.175





ULTRATECH
INTERNATIONAL, INC

Ultra-Spill Pallet P4 Plus

Product Data Sheet

Part#	9630 - no drain. 9631 - with drain.
Dimensions In. (mm)	62 x 62 x 8¾ (1,575 x 1,575 x 222)
Load Capacity UDL lb.(kg)	9,000 (4,082)
Sump Capacity gal (L)	75 (284)
Weight lb. (kg)	140.0 (63.5)
Forklift Access	4-way
# per Pallet	10
Composition	Linear Low-Density Polyethylene (LLDPE)
Color	Yellow
Compliance	Spill Prevention, Control and Countermeasure Act (SPCC). 40 CFR 264.175





ULTRATECH
INTERNATIONAL, INC.

1-Drum Spill Pallet *Comparison Guide*



	Spill Pallet P1 Plus	Spill Deck Bladder System P1	Spill Collector	Hard Top P1 Plus
Part No.	9606 - No Drain 9607 - With Drain	1320	1041 - Pallet Jack Model, No Drain 1044 - Pallet Jack Model, With Drain 1040 - Flat Bottom Model, No Drain 1043 - Flat Bottom Model, With Drain	9640 - No Drain 9641 - With Drain
Drain	Optional	No	Optional	Optional
Material	Polyethylene	Polyethylene	Polyethylene	Polyethylene
Containment Cap. (gal)	62	77	66	70
Weight Cap. (lbs)	800	1500	1200	800
Forkliftable	2-Way	No	Pallet Jack Model - Yes Flat Bottom Model - No	Under "shoulder"
Ramp	Optional - p/n 0678	No	No	No
Dims. (L x W) in.	40 x 40	25 7/8 x 30 1/2	Pallet Jack Model - 32.5 Dia. Flat Bottom Model - 34 Dia.	36 x 36
Dims. (H) in.	12	5.75	Pallet Jack Model - 28.5 Flat Bottom Model - 27.25	66
Shipping	Truck	Parcel	Truck	Truck
Color	Yellow	Yellow	Yellow	Yellow
Cost	\$\$	\$\$	\$	\$\$\$
Advantage	Available ramp. Forkliftable.	Low profile.	Low cost.	Outdoor (covered) containment.



Pallet Jack Model

Flat Bottom Model





ULTRATECH
INTERNATIONAL, INC.

2-Drum Spill Containment Comparison Guide



	Spill Pallet P2	Economy Spill Pallet P2	Fluorinated Spill Pallet P2	Spill Pallet P2 Plus	Flexible Spill Pallet P2	Steel Pallet, 2-Drum	Spill Deck Bladder System P2	Hard Top P2	Hard Top P2 Plus
Part No.	1010 - No Drain 1011 - With Drain	2504 - No Drain 2505 - With Drain	1212 - No Drain 1213 - With Drain	9610 - No Drain 9611 - With Drain	1340 - No Drain 1345 - With Drain	1180	2329	1082 - No Drain 1083 - With Drain	9612 - No Drain 9613 - With Drain
Drain	Optional	Optional	Optional	Optional	Optional	No	No	Optional	Optional
Material	Polyethylene	Polyethylene	Fluorinated Polyethylene	Polyethylene	PVC	Steel	Polyethylene	Polyethylene	Polyethylene
Containment Cap. (gal)	66	66	66	66	66	68	88	66	66
Weight Cap. (lbs)	3000	1200	3000	4500	1200	2575	3000	3000	4500
Forkliftable	2-Way	2-Way	2-Way	2-Way	No	2-Way	No	2-Way	2-Way
Ramp	No	No	No	Optional - p/n 0676	No	No	No	No	Optional - p/n 0676
Dims. (L x W) in.	53 x 29	53 x 29	53 x 29	65.5 x 40	24 x 48	47.25 x 31.5	52 x 30.5	57 x 30.5	67.25 x 41.25
Dims. (H) in.	16.5	16.5	16.5	8.75	14	17.875	5.75	63.5	74
Shipping	Truck	Truck	Truck	Truck	Parcel	Truck	Parcel	Truck	Truck
Color	Yellow	Black	Light Blue	Yellow	Yellow	Silver	Yellow	Yellow	Yellow
Cost	\$\$	\$	\$\$\$	\$\$	\$	\$\$\$	\$\$	\$\$\$	\$\$\$\$
Advantage	High visibility	Low price	Better chemical compatibility	Weight capacity	Low price. Disassembles into smaller component for shipping/storage	Won't melt in fire	Lowest profile	Outdoor (covered) containment	Outdoor (covered) containment






ULTRATECH
INTERNATIONAL, INC.

4-Drum Spill Containment Comparison Guide



	Spill Pallet P4	Economy Spill Pallet P4	Nestable Spill Pallet	Fluorinated Spill Pallet P4	Spill Pallet P4 Plus	Flexible Spill Pallet P4	Spill King
Part No.	1000 - No Drain 1001 - With Drain	1112 - No Drain 1113 - With Drain	1230 - No Drain 1231 - With Drain	1233 - No Drain 1232 - With Drain	9630 - No Drain 9631 - With Drain	1341 - No Drain 1346 - With Drain	0801 - No Drain 0802 - With Drain
Drain	Optional	Optional	Optional	Optional	Optional	Optional	Optional
Material	Polyethylene	Polyethylene	Polyethylene	Fluorinated Polyethylene	Polyethylene	PVC	Polyethylene
Containment Cap. (gal)	66	66	66	66	75	66	85
Weight Cap. (lbs)	6000	3000	6000	6000	9000	2400	6500
Forkliftable	4-Way	4-Way	2-Way	2-Way	4-Way	No	4-Way
Ramp	Optional - p/n 0678	Optional - p/n 0678	Optional - p/n 0676	Optional - p/n 0676	Optional - p/n 0676	No	No
Dims. (L x W) in.	53 x 53	53 x 53	51 x 51	51 x 51	62 x 62	48 x 48	51 x 51
Dims. (H) in.	11.75	11.75	10	10	8.75	7	17.5
Shipping	Truck	Truck	Truck	Truck	Truck	Parcel	Truck
Color	Yellow	Black	Yellow	Light Blue	Yellow	Yellow	Gray pallet and burgundy sump
Cost	\$\$	\$	\$\$	\$\$\$	\$\$	\$	\$\$
Advantage	High visibility	Low price	Nestable	Better chemical compatibility	Weight capacity. Low profile.	Low price. Disassembles into smaller component for shipping/storage	Containment capacity. Separate handling pallet.






ULTRATECH
INTERNATIONAL, INC.

4-Drum Spill Containment *Comparison Guide continued*



	Steel Pallet, 4-Drum	Spill Deck Bladder System P4	4-Drum Inline Spill Deck	Flexible Spill Deck Bladder System, 4-Drum	Hard Top P4	Hard Top P4 Plus
Part No.	1182	2330	2361	1352	1080 - No Drain 1081 - With Drain	9636 - No Drain 9637 - With Drain
Drain	No	No	No	No	Optional	Optional
Material	Steel	Polyethylene	Polyethylene	PVC	Polyethylene	Polyethylene
Containment Cap. (gal)	68	110	110	110	66	75
Weight Cap. (lbs)	3875	6000	6000	6000	6000	9000
Forkliftable	4-Way	No	No	No	4-Way	2-Way
Ramp	No	Optional - p/n 1089	Optional - p/n 1089	No	Optional - p/n 0678	Optional - p/n 0676
Dims. (L x W) in.	47.25 x 47.25	52 x 56.5	104 x 25.75	116 x 66	57 x 54	64.5 x 62
Dims. (H) in.	13.25	5.75	5.75	5	64.5	79
Shipping	Truck	Truck	Parcel	Parcel	Truck	Truck
Color	Silver	Yellow	Yellow	Yellow	Yellow	Yellow
Cost	\$\$\$	\$\$	\$\$\$	\$	\$\$\$\$	\$\$\$\$
Advantage	Won't melt in fire	Low profile.	Low profile. Inline configuration.	Low price. Low profile. Disassembles into smaller component for shipping/storage	Outdoor (covered) containment	Outdoor (covered) containment





ULTRATECH
INTERNATIONAL, INC

Ultra-Spill Pallet Ramp

For use with Spill Pallet Plus and Hard Top Plus

Part#	0676
Color	Black
Dimensions In. (mm)	55½ x 28½ x 8¾ (1,410 x 724 x 222)
Load Capacity UDL lb.(kg)	700 (318)
Usable Width in.	26
Weight lb. (kg)	43.0 (19.5)
# per Pallet	10
Composition	Ramp - Polyethylene. Plate - Steel

- Steel plate (8" length) secures ramp to pallet or deck and provides a smooth transition for loading and unloading






ULTRATECH
INTERNATIONAL, INC

Ultra-Spill Pallet Ramp

For use with 12" high Spill Pallets

Part#	0678
Color	Black
Dimensions In. (mm)	68½ x 28½ x 12 (1740 x 724 x 305)
Load Capacity UDL lb.(kg)	700 (318)
Usable Width in.	26
Weight lb. (kg)	74 (34)
# per Pallet	8
Composition	Ramp - Polyethylene. Plate - Steel

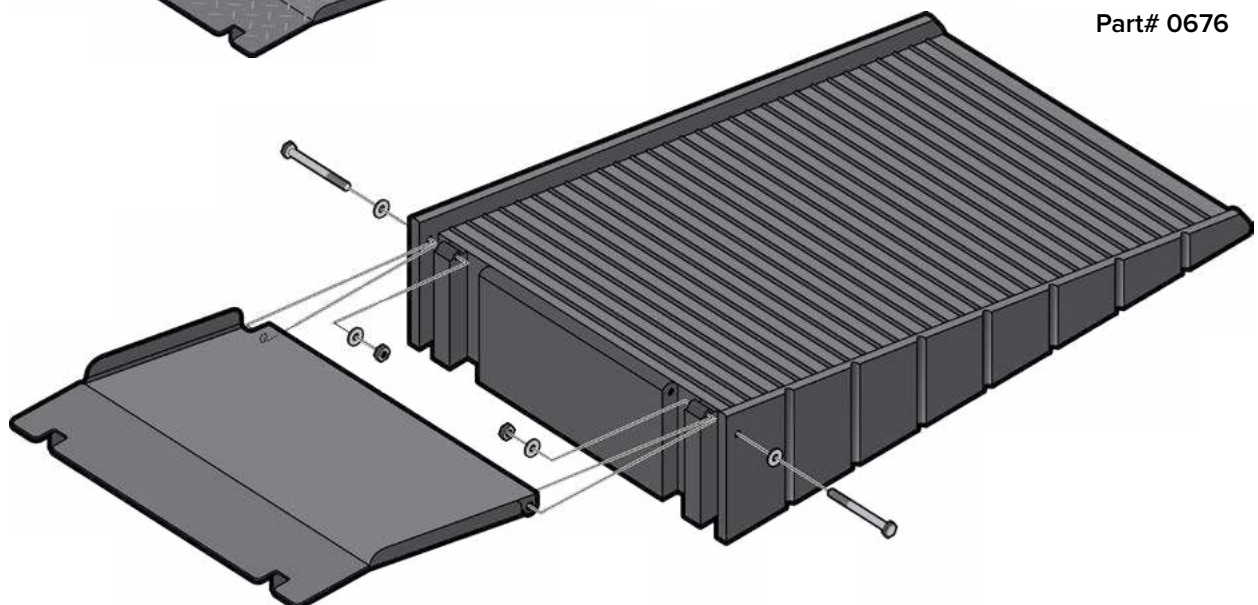
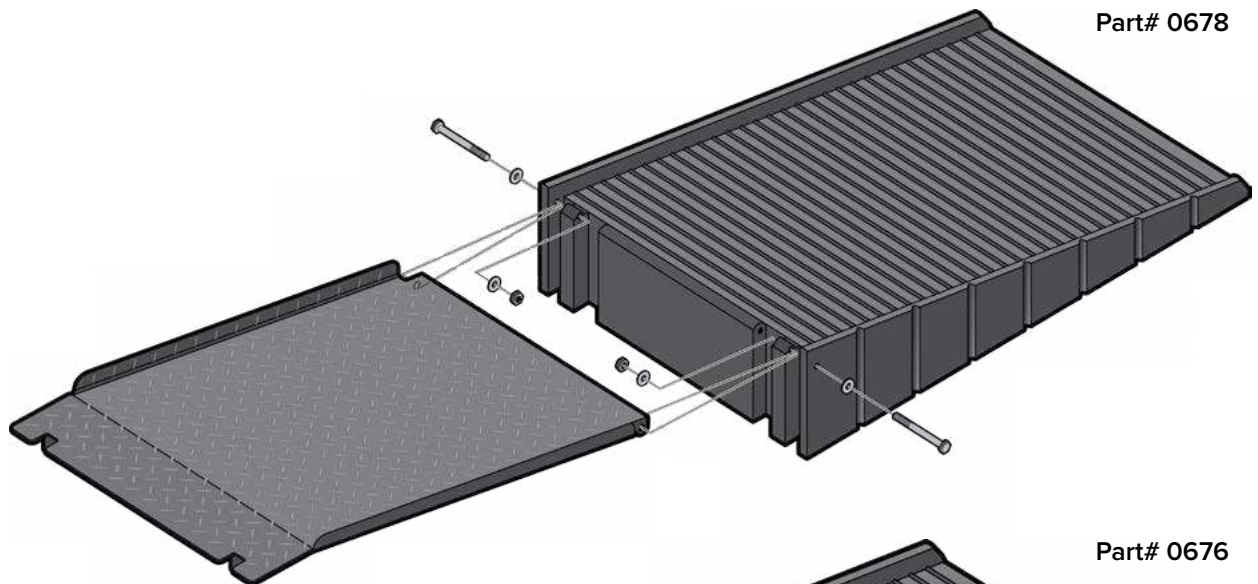




Ramps for Ultra-Spill Pallets®

NOTE: These instructions are for two ramps, Part# 0676 and Part# 0678. The procedure is the same for both and the plastic ramp is exactly the same. The only difference in the two parts is the size of the metal end plate.

1. Remove the nut and bolt from each side of the ramp.
2. Position the end plate as shown
3. Place a flat washer over the bolt and slide the bolt through the hole on the outside wall of the ramp.
4. Insert the ramp end plate tabs into the slots in the front of the ramp.
5. Pass the bolt through the hole in the end plate tab and the next hole in the ramp.
6. Slide a flat washer over the end of the bolt and attach the hex nut. Be careful not to overtighten.
7. Repeat steps 1-6 for other side.





Chemical Compatibility Guide - Molded Polyethylene

For UltraTech Spill Containment Products

This listing was prepared to provide guidance to the chemical compatibility of UltraTech Spill Containment Products which are manufactured and constructed of a molded polyethylene.

Polyethylene is susceptible to attack by some chemicals which may cause stress cracking, swelling, oxidation or may permeate the polyethylene. These reactions may reduce the physical properties of polyethylene.

- A = Suitable for long term storage at 100 degrees Fahrenheit or less.**
- B = Suitable for short term storage less than one year.**
- C = Do NOT store these chemicals in UltraTech containment products.**

User testing may prove some of these chemicals are suitable for secondary containment applications with an exposure time of one week or less.

Acetaldehyde (40%).....A	Aqua Regia.....C	Carbon Bisulfide.....C
Acetamide.....A	Aqueous Alkalies (NaOH).....A	Carbon Disulfide.....C
Acetic Acid (50%).....A	Arsenic Acid.....A	Carbon Monoxide.....A
Acetic Acid Anhydride.....B	Barium Carbonate.....A	Carbon Tetrachloride.....C
Acetic Ether.....B	Barium Chloride.....A	Carbonic Acid (Aq. CO2).....A
Acetone.....A	Barium Cyanide.....A	Caustic (Aqueous).....A
Acetylene Tetrabromide.....B	Barium Hydroxide.....A	Caustic Potash Sol. (50%).....A
Acrylic Emulsions.....B	Barium Nitrate.....A	Caustic Soda Sol. (10%).....A
Acrylonitrile.....A	Barium Salts.....A	Chloroacetic Acid.....A
Adipic Acid.....A	Barium Sulfate.....A	Chlorobenzene.....A
Aliphatic Hydrocarbons.....A	Barium Sulfide.....A	Chloroform.....C
Alkaline.....A	Battery Fluid, Acid.....B	Chloromethane.....C
Allyl Alcohol (96%).....A	Benzaldehyde.....A	Chlorosulfonic Acid (100%).....C
Aluminum Chloride (20%).....A	Benzene Sulfonic Acid.....B	Chrome Alum Sat'd.....A
Aluminum Fluoride.....A	Benzene.....B	Chromic Acid (50%).....B
Aluminum Hydrogen Solution (10%).....A	Benzoic Acid.....A	Clycolic Acid (All Conc.).....A
Aluminum Hydroxide.....A	Benzyl Alcohol.....A	Copper Cyanide.....A
Alums (All Types).....A	Benzyl Chloroformate.....A	Cresylic Acid.....A
Ammonia (Aqueous).....A	Boric Acid Conc.....A	Crotonic Aldehyde.....A
Ammonium Acetate.....A	Boric Acid Dilute.....A	Cuprous Chloride Sat'd.....A
Ammonium Bifluoride.....A	Borzx Cold Sat'd.....A	Cyclohexanone.....B
Ammonium Carbonate (50%).....A	Bromine, Liquid.....C	Cyclohexane.....A
Ammonium Chloride.....A	Bromine, Water.....C	Cyclohexanol.....A
Ammonium Hydrogen Fluoride (50%).....A	Bromobenzene.....C	Dextrin Sat'd.....A
Ammonium Hydroxide.....A	Bromoform.....C	Dextrose Sat'd.....A
Ammonium Metaphosphate Sat'd.....A	Butadiene.....A	Di Isobutyl Ketone.....B
Ammonium Nitrate Sat'd.....A	Butanediol (100%).....A	Dibutyl Ether.....C
Ammonium Persulfate Sat'd.....A	Butanol.....A	Dibutyl Sebacate.....B
Ammonium Phosphate.....A	Butyl Acetate.....A	Dibutylphthalate.....B
Ammonium Salts.....A	Butyl Alcohol (100%).....A	Dichloroacetic Acid.....B
Ammonium Sulfate Sat'd.....A	Butyl Phenol.....C	Dichlorobenzene, Liquid.....C
Ammonium Sulfide, Sat'd.....A	Butylene Glycol.....A	Dichloroethylene.....C
Ammonium Thiocyanate Sat'd.....A	Butylene Liquid.....C	Diesel Fuel.....B
Amyl Acetate.....A	Butylene.....C	Diesel Oil.....B
Amyl Alcohol (100%).....A	Butyric Acid.....A	Diethanolamine.....B
Amyl Chloride.....C	Calcium Carbonate.....A	Diethyl Carbonate.....A
Aniline (100%).....B	Calcium Chloride.....A	Diethylene Glycol.....A
Aniline Hydrochloride.....B	Calcium Hydroxide.....A	Diglycolic Acid (30%).....A
Anti Freeze.....A	Calcium Hypochlorite.....A	Dimethyl Formamide.....B
Antimony Salts.....A	Calcium Nitrate (50%).....A	Dimethylamine.....B
Antimony Trichloride (90%).....A	Calcium Sulfate.....A	Dinonyl Phthalate.....C

When considering an UltraTech polyethylene product for use in secondary containment applications, it is important to note that most secondary containment products are designed to hold leaked chemicals for only hours, a day, at most a week.

These secondary containment units would then be cleaned of any chemical. In these short term applications, a greater variety of chemicals may be used with the polyethylene since the exposure time of the chemical to the polyethylene is limited.



Diocetyl Phthalate	C	Magnesium Hydroxide	A	Potassium Hydroxide	A
Dioxane	A	Magnesium Nitrate	A	Potassium Nitrate Sat'd	A
Diphenyl Oxide	C	Magnesium Oxide	A	Potassium Perborate Sat'd	A
Disodium Phosphate	A	Magnesium Salts	A	Potassium Perchlorate	A
Electrolyte	A	Magnesium Sulfate	A	Potassium Phosphates	A
Ethanol	A	Maleic Acid	A	Potassium Sulfate	A
Ether	C	Methanol	A	Propanol	A
Ethyl Acetate (100%)	B	Methyl Acetate	A	Propargyl Alcohol (7%)	A
Ethyl Alcohol	A	Methyl Alcohol (100%)	A	Propionic Acid (50%)	A
Ethyl Butyrate	B	Methyl Amine (32%)	A	Propyl Alcohol	A
Ethyl Chloride	C	Methyl Bromide	C	Propylene Dichloride (100%)	A
Ethyl Ether	C	Methyl Chloride	C	Propylene Glycol	A
Ethylene Chloride	C	Methyl Ethyl Ketone	B	Propylene Oxide	A
Ethylene Chlorohydrin	A	Methyl Isobutyl Ketone	B	Pyridine	B
Ethylene Diamine	A	Methyl Isopropyl Ketone	B	Selenic Acid	A
Ethylene Dichloride	C	Methyl Sulfate	A	Sewage	A
Ethylene Glycol	A	Methyl Sulfuric Acid (All Conc.)	A	Silicic Acid	A
Ethylene Oxide	C	Methylene Chloride	C	Silver Nitrate	A
Fatty Acids	A	Mineral Oils	A	Soda Ash	A
Ferric Sulfate	A	Monochloroacetic Acid Ethyl Ester	A	Sodium Acetate Sat'd	A
Ferrous Salts	A	Monochloroacetic Acid Methyl Ester	A	Sodium Benzoate	A
Ferrous Sulfate	A	Mowilith D	A	Sodium Bisulfate (10%)	A
Fluoboric Acid	A	Naptha	B	Sodium Bisulfite	A
Fluosilicic Acid (All Conc.)	A	Napthalene	B	Sodium Bromate	B
Formaldehyde (40%)	A	Nicotine Dilute	A	Sodium Chloride	A
Formamide	A	Nicotinic Acid	A	Sodium Chlorite	A
Formic Acid (All Conc.)	A	Nitric Acid (50%)	A	Sodium Chromate	A
Fuel Oil	A	Nitrobenzene	B	Sodium Disulfite	A
Furfural (100%)	A	Nitrotoluene	B	Sodium Dithionite (10%)	A
Furfuryl Alcohol	C	Octyl Cresol	A	Sodium Fluoride Sat'd	A
Gallic Acid Sat'd	A	Oleic Acid (All Conc.)	A	Sodium Hydroxide Conc	A
Gasoline	A	Oleum Conc	C	Sodium Hypochlorite	A
Gluconic Acid (All Conc.)	A	Oxalic Acid (All Conc.)	A	Sodium Nitrate	A
Glycerine	A	Palmitic Acid	C	Sodium Oxalate	A
Glycol	A	Paraffin Emulsions	A	Sodium Persulfate	A
Heptane	A	Perchloric Acid (50%)	A	Sodium Phosphate	A
Hexane	A	Perchloroethylene	B	Sodium Sulfonates	A
Hydrazone Hydrate	A	Petroleum Ether	B	Stearic Acid (All Conc.)	A
Hydrobromic Acid (50%)	A	Petroleum	A	Succinic Acid	A
Hydrochloric Acid (All Conc.)	A	Phenylhydrazine	C	Sulfuric Acid (98%)	B
Hydrocyanic Acid Sat'd	A	Phosphoric Acid (All Conc.)	A	Sulfuric Acid, Fuming	C
Hydrofluoric Acid (All Conc.)	A	Phosphorous (Yellow 100%)	A	Sulfurous Acid	A
Hydrofluorisilicic Acid (All Conc.)	A	Phosphorous Chlorides	B	Sulfuryl Chloride	C
Hydrogen Bromide (10%)	A	Phosphorous Pentoxide	A	Tartaric Acid Sat'd	A
Hydrogen Peroxide (90%)	A	Photographic Solutions	A	Tetrachlorethylene	C
Hydrogen Phosphide (100%)	A	Phthalic Acid (All Conc.)	A	Tetrachloroethane	C
Hydrogen Sulfide	A	Phthalic Anhydride	A	Tetrahydrofuran	C
Hydroiodic Acid (All Conc.)	A	Pickling Baths	A	Tetrahydronaphthalene	C
Hydroquinone	A	• Sulfuric Acid	A	Thionyl Chloride	C
Hydro sulfite (10%)	A	• Hydrochloric Acid	A	Titanium Salts	B
Hydroxylamine Sulfate	A	Picric Acid (1%)	A	Toluene Sulfonic Acid (All Conc.)	B
Hydrozine (35%)	A	Plating Solutions	A	Toluene	B
Hydrozine Hydrochloride	A	Potassium Aluminum Sulfates (50%)	A	Transformer Oil	A
Hypochlorous Acid	A	Potassium Bichromate	A	Tributylphosphate	A
Iso Octane	B	Potassium Borate (10%)	A	Trichloroacetic Acid	B
Isopropyl Acetate	A	Potassium Bromide	A	Trichloroethane	C
Isopropyl Alcohol	A	Potassium Chlorate	A	Trichloroethylene	C
Isopropyl Ether	C	Potassium Chloride	A	Tricresyl Phosphate	A
Jet Fuel	B	Potassium Chromate	A	Triethanolamine	A
Kerosene	B	Potassium Cyanide	A	Trioctyl Phosphate	C
Lactic Acid (All Conc.)	A	Potassium Dichromate (40%)	A	Trisodium Phosphate Sat'd	A
Lead Acetate Sat'd	A	Potassium Ferri Ferro Cyanide Sat'd	A	Turpentine Oil	C
Magnesium Carbonate	A	Potassium Fluoride	A	Xylene	C



ULTRATECH
INTERNATIONAL, INC.

MAINTENANCE AND CARE

UltraTech Polyethylene Spill Containment Products

1. There is no specific need to clean an UltraTech Spill Containment product that has not had a spill or leak as the polyethylene plastic material it is constructed from is designed to last for years in most indoor or outdoor environment. The polyethylene has a UV protective additive for prolonged outdoor exposure.
2. The products are rated for use in temperatures from -40° F to 160° F.
3. The sump area of the product should be inspected weekly for any spills or leaks. If a spill or leak is discovered, it should be cleaned up **within 24 hours**. If inspection shows the sump area has a crack or hole or other damage that could affect the functionality of the unit, it should be **immediately removed from service**.
4. To clean up a spill or a leak, use all safety precautions required for handling the particular chemical involved. Using a safe pumping method for the chemical involved, pump the spilled contents out of the containment sump and into a drum or container for proper disposal or reuse. If the chemical involved is not safe to pump, use absorbents or other means to remove the chemical from the containment sump safely. Dispose of any chemicals, used sorbents or other disposables in compliance with your local or federal regulations.
5. Once the chemical has been removed, use a sorbent mat or pad to wipe down the inside of the containment unit to remove any remaining chemical residue. Finish by washing with soap and water and allow the unit to dry before placing back into service.
6. The unit's grating should be cleaned of any residual chemical and cleaned with soap and water.
7. If the unit had a drain plug that was removed to drain off any chemical or soap/water, be sure to replace the drain plug securely.
8. Ultra-Spill Deck Bladder System special instructions:
 - a. Use a hand pump with a ½" diameter tube and insert the tube into the opening of the bladder from inside the Spill Deck after removing the grate.
 - b. Pump the contents of the bladder and the Spill Deck into a drum or container for proper disposal or reuse.
 - c. If there is some remaining residue inside the bladder, lift the outside end of the bladder and allow the residue to pour back into the Spill Deck sump where it can be pumped out or absorbed with sorbents.
 - d. Remove the bladder from the Spill Deck by uncrewing the bulkhead fitting and dispose of the bladder properly according to local and federal regulations. **DO NOT RE-USE A BLADDER.** After the Spill Deck has been cleaned up, place a new bladder into the Bladder Attachment and attach it to the Spill Deck following the instructions that accompany the replacement bladder.



Wrong Way Wednesday



In many of our Wrong Way Wednesdays, the problem is obvious. It jumps right out at you the moment you see the picture. You may not find that to be the case today. You may have to look very closely... maybe even use your computer to digitally zoom in and scrutinize each part of the photo.

SPOILER ALERT (Don't read this paragraph if you're intent on finding the problem yourself). Look very closely at the bottom left corner of the picture and you can see where the product is beginning to fail.

Ok, let's get serious. Or, as serious as you could get about a demonstration of such indifference, ignorance, stupidity... or a combination of the three. What's wrong with this scenario? Let me get bullety with it:

- Apparently, the sidewalls of this containment product are made out of Saltines. Clearly, this thing isn't going to capture ANY spill.

- Not sure if these are drums of lead or gold or kryptonite but whatever it is, it's too heavy for Company E's (see what I did there?) pallet.
- Even if the sump's walls weren't crumbling like a sandcastle at high tide, it's not large enough to meet the capacity requirements. That's a 30-gallon sump with two 55-gallon drums on top of it. EPA regulations would require at least 55 gallons of containment.

Fortunately for you, UltraTech offers a much better solution... The Ultra-Spill Pallet P2 Plus. "But Mario, what makes this a much better solution?" you ask?

Good timing because I was just about to explain that. I'm going to get bullety with it again because studies show that you're more likely to read it if I do (Yeah, I read studies):

- It's strong/heavy-duty - The P2 Plus is like the Dwayne Johnson of spill pallets. It's strong, good-looking (I say that with an almost unblemished record of heterosexuality) and it gets the job done day in and day out. You could say that it's the "hardest worker in the room". Like our other spill containment products, this pallet is rotationally-molded. A molding process that is much stronger than the one used for the pallet in the photo.
- It meets regulations - The sixty-six (66) gallon sump meets the EPA and SPCC requirements.
- It laughs at kryptonite - With a weight capacity of 4,500 lbs., 55-gallon drums of whatever are no match for the Spill Pallet P2 Plus.

So there you have it. All the reasons (or reason enough) that the Ultra-Spill Pallet P2 Plus is the right solution for this Wrong Way Wednesday.

And now you know. Happy Wednesday!